







Plant habitats

Grade 2 Science Worksheet

Match each plant to its habitat. Then match the plant to how it has adapted.

		<p>Leaves that float!</p>
		<p>Long roots to reach water</p>
		<p>Tall trunks to reach the sunshine</p>

Answers

